



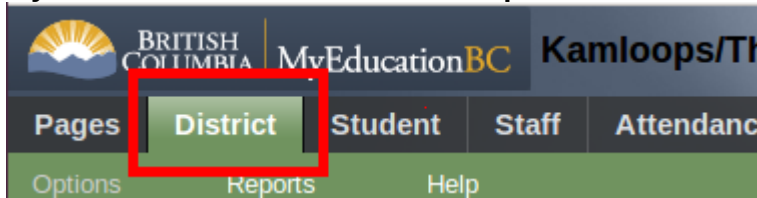
MyEdBC Enrollment Head-Count District Level Summary

Purpose:

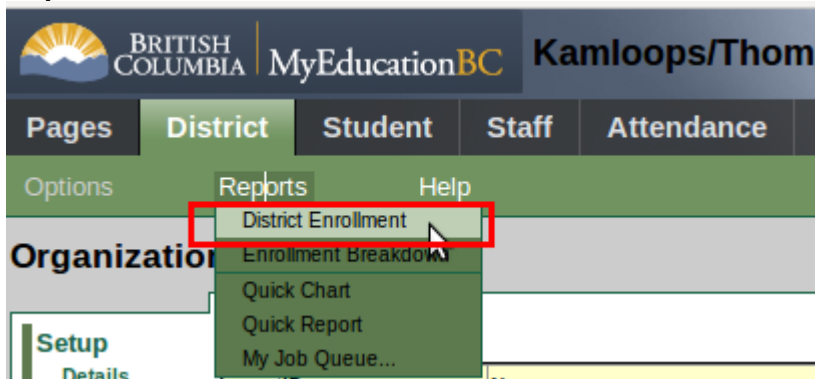
At the District level, run a pre-defined report that will provide a Summarized Head Count of Students that have an "Active" enrollment status. The summary is disaggregated by School, Grade with Grand Totals.

Navigation:

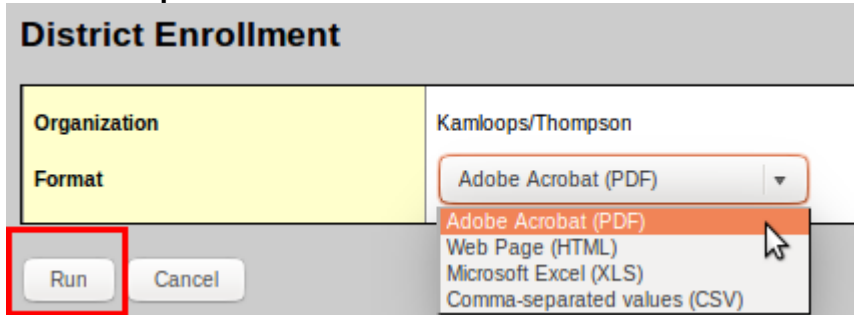
MyEdBC > District view > District top tab



Reports > District Enrollment



Choose Report Format > Click Run



The report is generated in a new window.

Kamloops/Thompson District Enrollment September 15, 2016

Page 1

| School | School Name | PK | K | 1 | 2 | 3 | 4 | 5 | 6 | 7 | 8 | 9 | 10 | 11 | 12 | SP | Othe | Total |
|----------|-------------------------|----|----|----|----|----|----|----|----|----|---|---|----|----|----|----|------|-------|
| 07324002 | Beattie Elementary | 0 | 37 | 24 | 32 | 24 | 34 | 19 | 27 | 22 | 0 | 0 | 0 | 0 | 0 | 0 | 0 | 219 |
| 7324004 | Hildane Elementary | 0 | 32 | 37 | 37 | 37 | 26 | 41 | 28 | 41 | 0 | 0 | 0 | 0 | 0 | 0 | 0 | 279 |
| 7324005 | Lloyd George Elementary | 0 | 57 | 57 | 60 | 61 | 51 | 63 | 40 | 64 | 0 | 0 | 0 | 0 | 0 | 0 | 0 | 453 |

The report can be saved as a file to a local directory on your computer or sent to your printer.