



Student/Parent Portal

Hi and Welcome to the MyEducation BC Parent Portal,

Here are just a few things that you can do within this program.

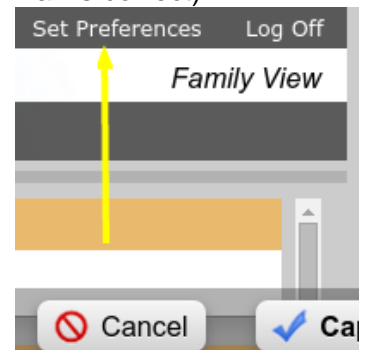
- View your student(s) report card, Individual Education Plan (IEP) and other reports
- View your student(s) digital portfolio
- Check your child’s attendance
- See if the contact information is up to date
- View your students schedule (timetable), their course selection for the next school year
- View your students process towards graduation
- Look at your child’s current marks, assignments, and due dates

Getting started: The first time you log in – you need to use a computer; not a mobile device or a tablet (iPad). Your log in ID is your e-mail address that you provided the school. A password should have been e-mailed to you (if you haven’t received it, check with your school’s office to make sure your e-mail is correct).

With a computer, Select the MyEducation BC link on your school’s web page.

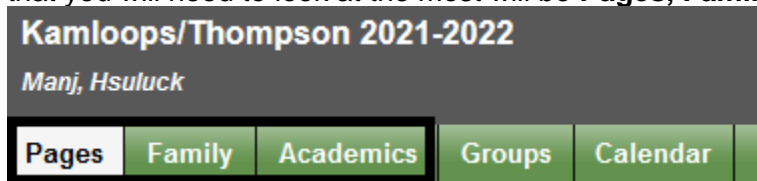
Log in and the first thing you want to do is set your preferences (located in the top right-hand corner).

Change default locale to Canada. For the next tab, Security, add a security question and the answer. This is so that you can reset your password if necessary. Click **Ok**



Navigation

There are 5 top tabs on the main page. The **Pages** top tab is just where you see the main screen. The three that you will need to look at the most will be **Pages, Family** and **Academics**.



Note that within this program, any time you see blue writing, it is a link that you can open.



Student/Parent Portal

Pages Top Tab:

Here you will find:

- Recent Activity: A list of your student's attendance (Absences & Lates), as well as marked assignments (if the teacher is using the MyEducation BC gradebook)

Recent Activity Last 30 days ▾



Search:

▾ Akubishop, Ina (0)

- No activity in the specified date range

Attendance Grades

- Published Reports: Your children's current year report cards as well their Individualized Education Plan
- Their digital portfolio:

Click on the  button and then  icon in the pop-up . This will take you to a website within MyEducation BC where you can navigate through your student work.



Student/Parent Portal

Family Top Tab

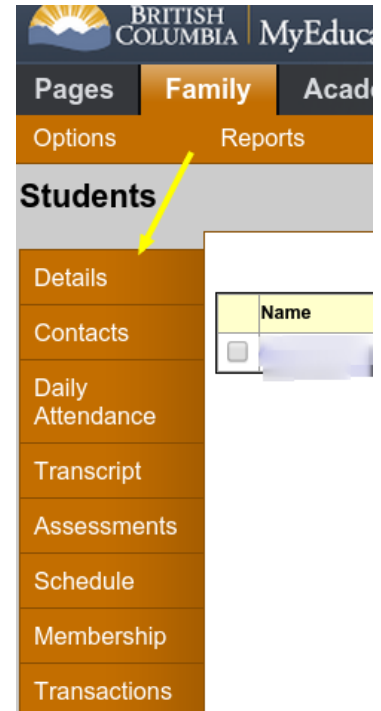
Details Side Tab shows the basic information about your child.

Contacts Side Tab shows who is listed as the emergency contacts.

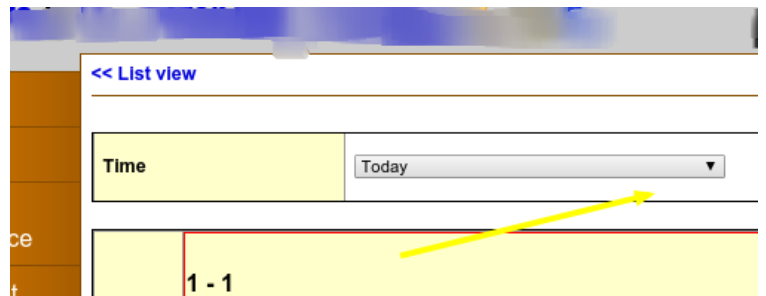
Daily Attendance Side Tab: A list of the days that your child has been late/absent and the reason (if it was supplied to the office).

Transcript Side Tab > Graduation Summary shows your student(s) progress towards graduation

Assessments Side Tab shows whether the FSAs in grade 4,7 were done and will have the uploaded marks from the Graduation Numeracy Assessment 10, Graduation Literacy Assessment 10, and Graduation Literacy Assessment 12



Schedule Side Tab shows your child's current schedule



Schedule Side Tab > Requests shows the courses your child has selected as part of the school's course selection process for the next school year.

		2021-2022
<input type="checkbox"/>	SchoolCourse > CrsNo	SchoolCourse > Description
<input type="checkbox"/>	FE PSS11	EXPLORATIONS SC. HUMAINES ET SOC. 11
<input type="checkbox"/>	FFRAL12	FRANÇAIS LANGUE SECONDE-IMMERSION 12
<input type="checkbox"/>	MATPH12	ANATOMY AND PHYSIOLOGY 12
<input type="checkbox"/>	MCCL-12WW	Career-Life Connections 12: WELDING & WOODWORK
<input type="checkbox"/>	MENST12	ENGLISH STUDIES 12
<input type="checkbox"/>	MENT-12	ENTREPRENEURSHIP 12
<input type="checkbox"/>	MFOOD12	FOOD STUDIES 12
<input type="checkbox"/>	MFTCD12-SF	FITNESS AND CONDITIONING 12: SUPER FIT
<input type="checkbox"/>	MPH--11	PHYSICS 11
<input type="checkbox"/>	MPREC12	PRE-CALCULUS 12
<input type="checkbox"/>	MVAST12	ART STUDIO 12
<input type="checkbox"/>	YHRA-2C	HUMAN PERFORMANCE 12

Membership Side Tab shows what schools your child has attended (note E=enrolled, W=withdrawn)

Note: you can go back at any time by clicking on the blue writing above the side tabs.



Student/Parent Portal

The Academics Top Tab

The courses your child is including attendance and a snapshot of current performance (provided that the MyEducation BC gradebook is being used). You can change between student(s) by clicking on the drop down in the student box. If you are a parent of multiple students but all students do not show here; notify your children's schools.

Details Student [dropdown]

Assignments 0 of 5 selected

Attendance Current Te

Description	Description	Course	Term	Teacher	Classrm	Current Performance	Abs	Tdy	Dsm
PLANNING 10	PLANNING 10	MPLAN10-50	FY				0	0	0
			S2				4	0	0
			S2				3	2	0
			S2				4	0	0
			S2				6	1	0

Each class name is in blue which means it is a link. If you click on that link, it automatically will open up the **Details side tab**.

Assignments Side Tab gives details about each assignment and how your child did on each one. If you can't see any marks, you need to click on the dropdown menu in the middle top and change it to All. Each assignment is also a link

Category [All dropdown]

Grade Term [All dropdown]

0 of 19 selected

Attendance Side Tab shows the attendance for that class.