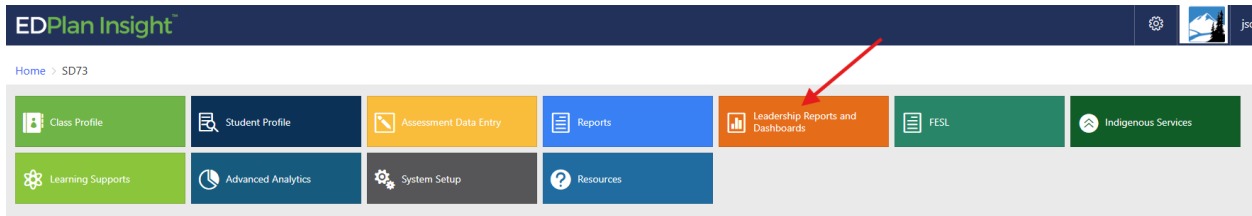


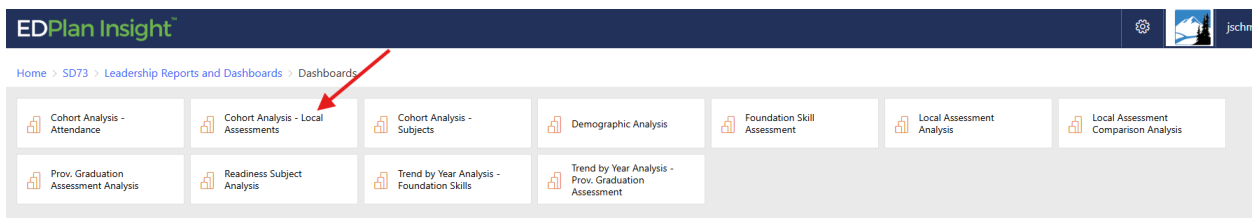
Local Assessment Trends Dashboard

To look at an Assessment with several strands in one view use the Assessment Results Analysis Report. Use this report for any assessment with multiple strand data.

First click on the Leadership Reports and Dashboards Tile in the home screen



Then click on **Dashboards** and then select the Cohort Analysis – Local Assessment tile




Use the filters to select the information you wish to look at. For this example, let's use the **NFRA FALL**, that would mean you select **Grades 4, 5, 6, 7** in the filter, then the **NFRA Assessment**, The **NFRA FALL** sub assessment, and finally use the **OVERALL** Sub Assessment Items. Then click **view report**.

Cohort Analysis - Local Assessments

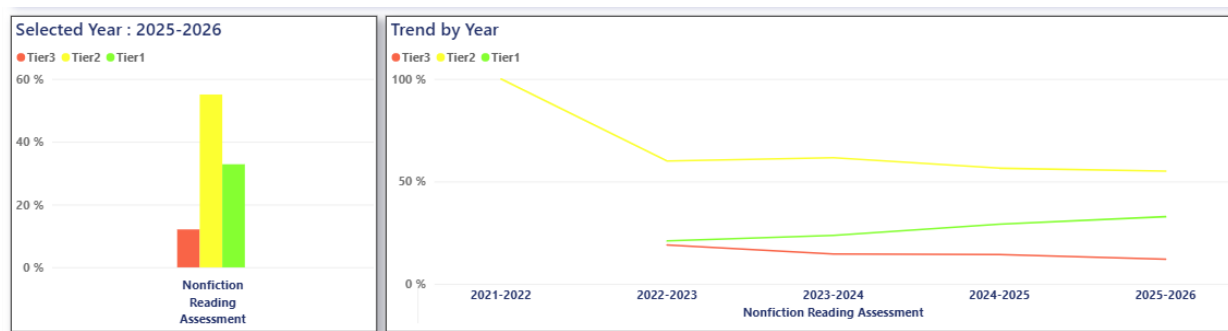
For each filter below, if No options are selected then by default All options within the filter criteria are selected.

Data Year Search <input checked="" type="radio"/> Current Year <input type="radio"/> 2024-2025 <input type="radio"/> 2023-2024 <input type="radio"/> 2022-2023 <input type="radio"/> 2021-2022 <input type="radio"/> 2020-2021 <input type="radio"/> 2019-2020 <input type="radio"/> 2018-2019 <input type="radio"/> 2017-2018 <input type="radio"/> 2016-2017 <input type="radio"/> 2015-2016 <input type="radio"/> 2014-2015 <input type="radio"/> 2013-2014	School Zone Search <input type="checkbox"/> Select all <input checked="" type="checkbox"/> Administrative Zones <input checked="" type="checkbox"/> Family of Schools	School Search <input type="checkbox"/> Select all <input type="checkbox"/> @KOOL <input type="checkbox"/> A E Perry Elementary <input type="checkbox"/> Aberdeen Elementary - Kamlo... <input type="checkbox"/> Arthur Hatton Elementary <input type="checkbox"/> Arthur Stevenson Elementary <input type="checkbox"/> Barriere Elementary <input type="checkbox"/> Beattie Elementary <input type="checkbox"/> Bert Edwards Science & Tech El... <input type="checkbox"/> Blue River Elementary <input type="checkbox"/> Dallas Elementary <input type="checkbox"/> David Thompson Elementary <input type="checkbox"/> Puffin... Elementary	Grade Search <input type="checkbox"/> Select all <input type="checkbox"/> Grade 02 <input checked="" type="checkbox"/> Grade 04 <input checked="" type="checkbox"/> Grade 05 <input checked="" type="checkbox"/> Grade 06 <input checked="" type="checkbox"/> Grade 07 <input type="checkbox"/> Grade 08 <input type="checkbox"/> Grade 09	French Search <input type="checkbox"/> Select all <input type="checkbox"/> Core French <input type="checkbox"/> Early French Immersion <input type="checkbox"/> Late French Immersion <input type="checkbox"/> Non French Immersion	Gender Search <input type="checkbox"/> Select all <input type="checkbox"/> M <input type="checkbox"/> F Children In Care <input type="checkbox"/> Select all <input type="checkbox"/> Y <input type="checkbox"/> N Show PLU <input checked="" type="checkbox"/> No
Indigenous Search <input type="checkbox"/> Select all <input type="checkbox"/> Indigenous <input type="checkbox"/> Non-Indigenous <input type="checkbox"/> Unknown	Band Search <input type="checkbox"/> Select all <input type="checkbox"/> YAKISQ/NUK <input type="checkbox"/> YESDILAGH (ALEXANDR... <input type="checkbox"/> ADAMS LAKE <input type="checkbox"/> AHOUAHT - NTC - AFA	Indigenous Ancestry Search <input type="checkbox"/> Select all <input type="checkbox"/> Inuit <input type="checkbox"/> Metis <input type="checkbox"/> Non-Status <input type="checkbox"/> Not Applicable	Assessment Search <input type="radio"/> Select Assessment <input type="radio"/> Brock Numeracy Assessment <input type="radio"/> Dallas Number Sense <input type="radio"/> Dibels Assessment <input type="radio"/> District Numeracy Assessm... <input type="radio"/> Enquete Maternelle Francaise <input type="radio"/> Evaluation De Lecture Au Pr... <input type="radio"/> Heggerty K Phonemic Awar... <input type="radio"/> Intermediate Number Sens... <input type="radio"/> Kindergarten Survey <input type="radio"/> Moe the Mouse <input checked="" type="radio"/> Nonfiction Reading Assess... <input type="radio"/> Nonfiction Reading Assess...	Sub-Assessment Search <input checked="" type="checkbox"/> Select all <input checked="" type="checkbox"/> NFRA FALL	Sub-Assessment Items Search <input type="checkbox"/> Select all <input type="checkbox"/> NFRA F - Accuracy <input type="checkbox"/> NFRA F - Critical Analysis <input type="checkbox"/> NFRA F - Determining I... <input type="checkbox"/> NFRA F - Extracting Info... <input type="checkbox"/> NFRA F - Fluency <input type="checkbox"/> NFRA F - Inferring <input checked="" type="checkbox"/> NFRA F - Overall <input type="checkbox"/> NFRA F - Vocabulary
ELL Search <input type="checkbox"/> Select all <input type="checkbox"/> ELL <input type="checkbox"/> Non ELL <input type="checkbox"/> Unknown	Dis/Div Abil Search <input type="checkbox"/> Select all <input type="checkbox"/> IncEd <input type="checkbox"/> Non IncEd <input type="checkbox"/> Unknown	Inclusive Education Categories Search <input type="checkbox"/> Select all <input type="checkbox"/> Autism Spectrum Disorder <input type="checkbox"/> Deaf or Hard of Hearing <input type="checkbox"/> Deaf/Blind <input type="checkbox"/> Gifted			

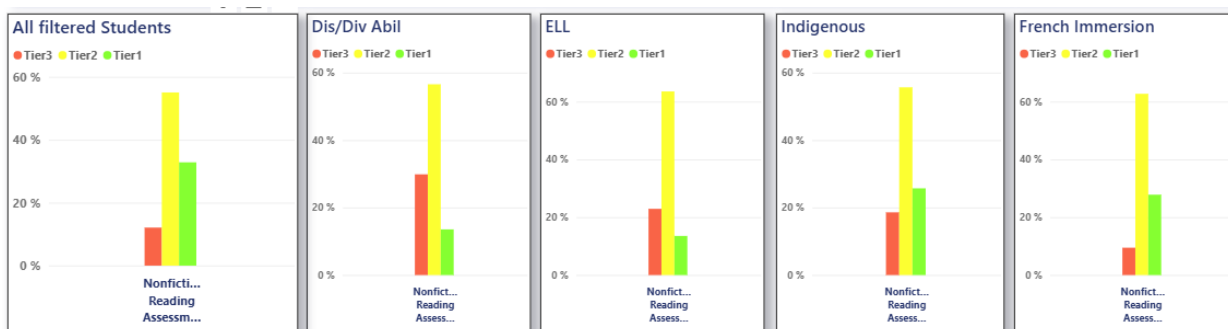
Now select the Local Assessment tab at the bottom of the screen.



You will see a row of filters that you can use to adjust the report, and then a chart of the current school year proficiencies and a trend chart. Below these charts will be a list of student names and data. If you click on the red column in the proficiency chart, the list of names will adjust to show only the students with an emerging proficiency, and the trend chart will adjust to just show the Emerging trend for the last few years. Click anywhere in the proficiency chart to reset the chart to show all values.



If you select the Advanced Analysis tab at the bottom of the screen, you will see a different set of charts that show the proficiency breakdown for subgroups of the population. Again you can click into the charts to see a list of students in the table at the bottom of the screen.



You could use the filters to go through each of the sub assessment items in this dashboard. The other dashboards are like this example.

This report works well with Assessments that have a Overall Sub Assessment Item to view and you wish to see subgroup proficiencies in one view, the real power of this report is also the list of students that are provided and that can be sorted by proficiency.