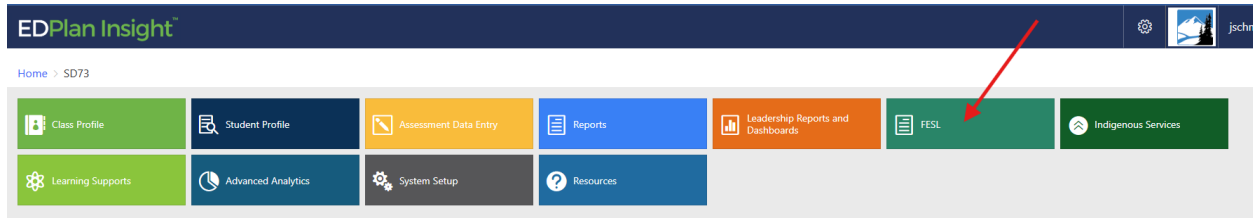
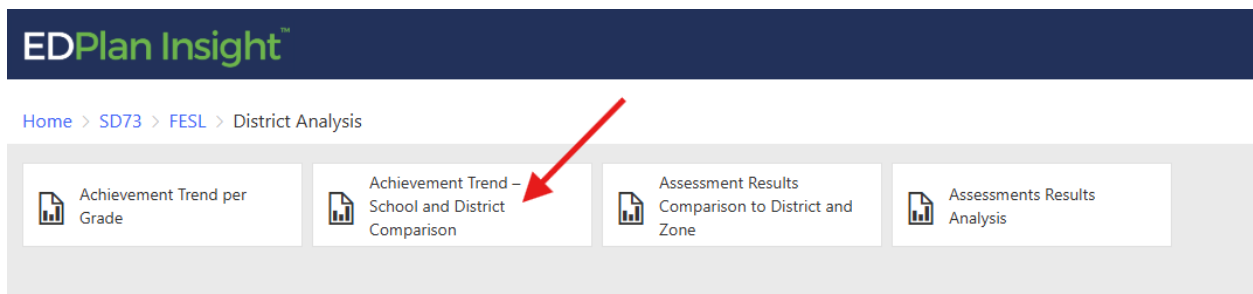


# Cohort Assessment Report

This report (Cohort Data by Assessment) will show how a group of students have done over the last number of years. Same group of students historically (Cohort).



Then click on **District Analysis** and then select the **Achievement Trend School and District Comparison** Report tile



Use the filters to select the grade you wish to look at. The report only works for one grade at a time (Cohort). For this example, let's use the **Literacy (language arts proficiency)**. Select the **prior year** as there are no final marks yet select **Grades 7** in the filter, then **Literacy**, the sub assessment should be set to **RP-FIN** (Final Report card mark), Trend length can be **5 years** or your preference.

Then click **view report**

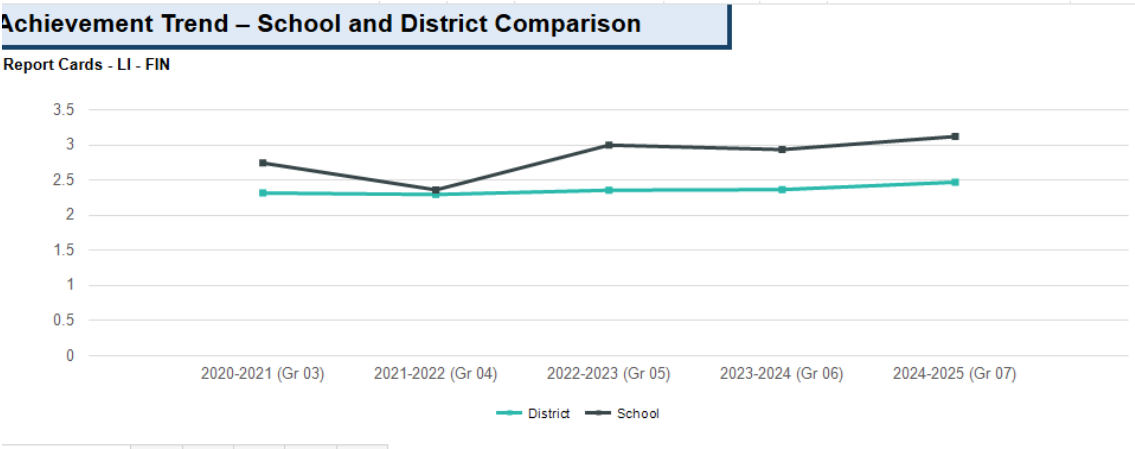
The screenshot shows the filter selection page for the 'Achievement Trend - School and District Comparison' report. The breadcrumb trail is 'Home > SD73 > FESL > District Analysis > Achievement Trend - School and District Comparison'. The filters are organized into three columns:

| Filter Category            | Value                                  |
|----------------------------|--|
| School Year                | 2024-2025                              |
| Teacher                    | Angelina Thomson, Anika Jungheir       |
| Indigenous                 | Indigenous, Non-Indigenous, Unkn       |
| French Immersion           | Core French, Early French Immersic     |
| IncEd Categories           | Autism Spectrum Disorder, Deaf or      |
| Term/Sub-Assessment        | RP - FIN                               |
| Display                    | District, District Filtered, School    |
| School Zone                | All Schools                            |
| Grade                      | Grade 07                               |
| Band                       | ?AKISQ-NUK FIRST NATIONS, ?AKI         |
| ELL                        | ELL, Non ELL, Unknown                  |
| Children In Care           | Yes, No                                |
| Sub-Assessment Item        | Not Applicable                         |
| Show Filter Selection Page | Yes                                    |
| School                     | Aberdeen Elementary - Kamloops         |
| Gender                     | F, M                                   |
| Indigenous Ancestry        | Inuit, Metis, Status On Reserve, Statu |
| Dis/Div Abil               | All IncEd, Non IncEd, Unknown          |
| Assessment                 | Literacy                               |
| Trend Length               | 5 Years                                |

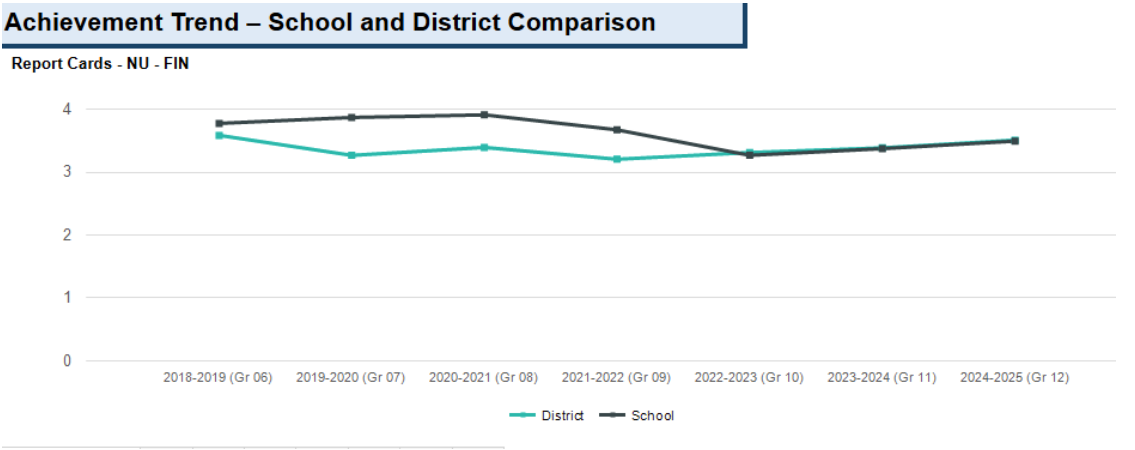
If you use an assessment with strand information you will need to select a sub assessment item (like Overall) to base the report from, in the PRA example (next page) the sub assessment item was DRA level only.

Save the Report to a PDF if you need to

Grade 7 Literacy Proficiency last five years.



Grade 12 Numeracy last 7 years



Grade 4 Primary Reading Assessment last 5 years (to show grade 1-3 for the cohort)

