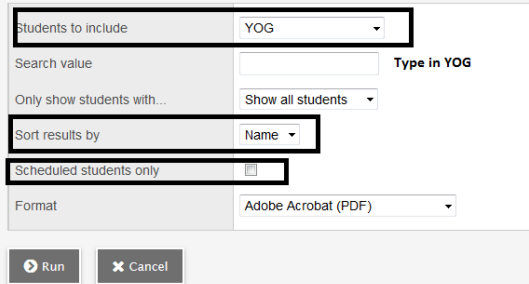
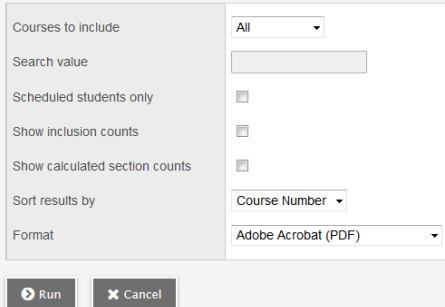
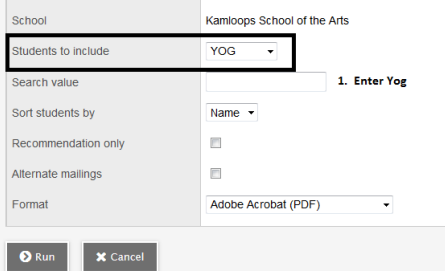




Pre-Build Scheduling Reports

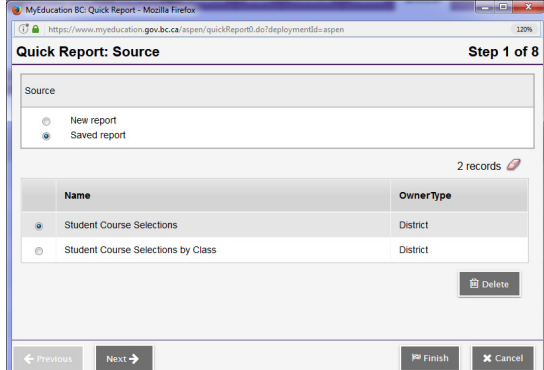
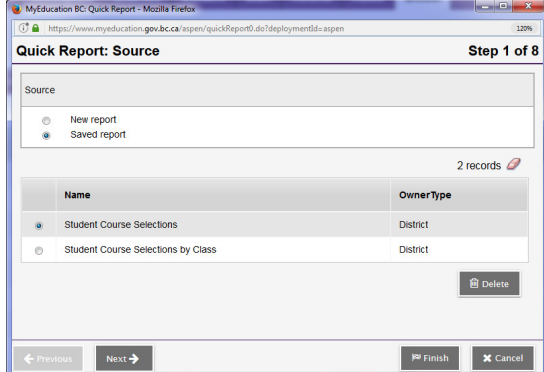
Canned Reports

Name	What it Shows	Where it is Build View Global Top Tab, Requests Side Tab, Reports
<p>Course Request Verification</p>	<p>A list of course requests by Alpha (per grade) Easy to see if students didn't select enough courses (or didn't select ANY courses)</p> <p>Recommendation: Run this a grade at a time</p>	<p>Course Request Verification</p>  <p>The screenshot shows the 'Course Request Verification' report interface. It includes a 'Students to include' dropdown set to 'YOG', a 'Search value' field, a 'Type in YOG' label, an 'Only show students with...' dropdown set to 'Show all students', a 'Sort results by' dropdown set to 'Name', a 'Scheduled students only' checkbox, and a 'Format' dropdown set to 'Adobe Acrobat (PDF)'. There are 'Run' and 'Cancel' buttons at the bottom.</p>
<p>Course Tally</p>	<p>A listing of Courses selected by students</p> <ul style="list-style-type: none"> • Can include low incident student counts • Can calculate the number of sections • Can show a limited number of courses • Can sort by course/department 	<p>Course Tally</p>  <p>The screenshot shows the 'Course Tally' report interface. It includes a 'Courses to include' dropdown set to 'All', a 'Search value' field, a 'Scheduled students only' checkbox, 'Show inclusion counts' and 'Show calculated section counts' checkboxes, a 'Sort results by' dropdown set to 'Course Number', and a 'Format' dropdown set to 'Adobe Acrobat (PDF)'. There are 'Run' and 'Cancel' buttons at the bottom.</p>
<p>Student Requests</p>	<p>A list (per student) of their requests for the 2017/2018 school year.</p> <p>Good to print out / save for audit purposes during the 2017/2018 school year (After course selection in finished)</p>	<p>Student Requests</p>  <p>The screenshot shows the 'Student Requests' report interface. It includes a 'School' dropdown set to 'Kamloops School of the Arts', a 'Students to include' dropdown set to 'YOG', a 'Search value' field with a note '1. Enter Yog', a 'Sort students by' dropdown set to 'Name', a 'Recommendation only' checkbox, an 'Alternate mailings' checkbox, and a 'Format' dropdown set to 'Adobe Acrobat (PDF)'. There are 'Run' and 'Cancel' buttons at the bottom.</p>



Pre-Build Scheduling Reports

SD73 Custom Reports

Name	What shows	Where it is <i>Build View</i> , Global Top Tab, Requests Side Tab Filter: All Records, Reports , Quick Reports , Saved Reports
Student Course Selections	Similar to Student Requests (no page breaks)	 <p>The screenshot shows the 'Quick Report: Source' interface in a Mozilla Firefox browser. It is on 'Step 1 of 8'. Under the 'Source' section, 'Saved report' is selected. Below, a table lists two reports: 'Student Course Selections' (selected) and 'Student Course Selections by Class', both with 'District' as the OwnerType. A 'Delete' button is visible at the bottom right of the report list.</p>
Student Course Selections by Class	A list of students that selected the class (including alternates)	 <p>This screenshot is identical to the one above, showing the 'Quick Report: Source' interface. In this instance, 'Student Course Selections by Class' is selected in the report list.</p>